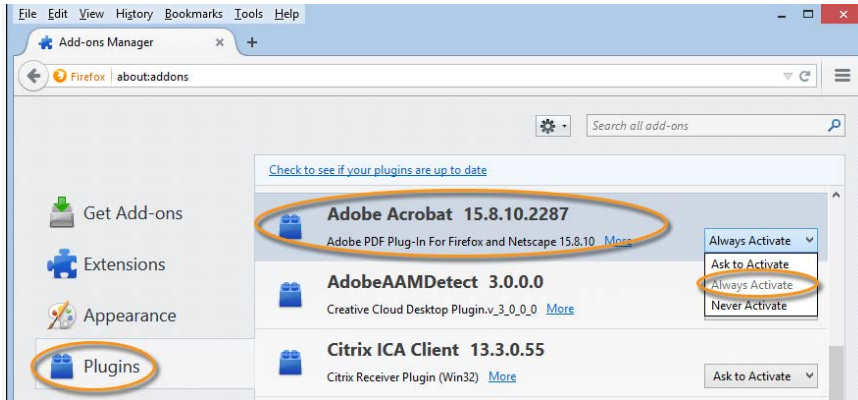


How to change your browser preferences so it uses Acrobat or Reader PDF viewer.

If you are unable to open the PDF version of the Emergency Action Plan, please use the instructions below to configure your settings for Firefox, Google Chrome, Apple Safari, Internet Explorer, and Microsoft Edge.

Firefox on Windows

1. Choose Tools > Add-ons.
2. In the Add-ons Manager window, click the Plugins tab, then select Adobe Acrobat or Adobe Reader.
3. Choose an appropriate option in the drop-down list next to the name of the plug-in.
4. Always Activate sets the plug-in to open PDFs in the browser.
5. Ask to Activate prompts you to turn on the plug-in while opening PDFs in the browser.
6. Never Activate turns off the plug-in so it does not open PDFs in the browser.



Select the Acrobat or Reader plugin in the Add-ons Manager.

Firefox on Mac OS

1. Select Firefox.
2. Choose **Preferences > Applications**.
3. Select a relevant content type from the Content Type column.
4. Associate the content type with the application to open the PDF. For example, to use the Acrobat plug-in within the browser, choose **Use Adobe Acrobat NPAPI Plug-in**.

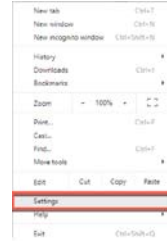
How to change your browser preferences so it uses Acrobat or Reader PDF viewer.

Chrome

1. Open Chrome and select the three dots near the address bar



2. Click on Settings

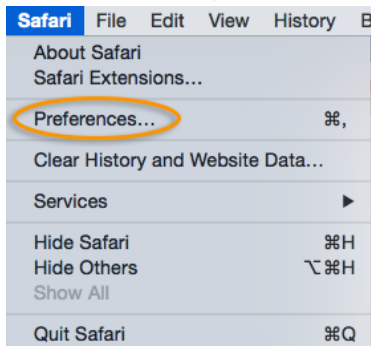


3. Expand the Advanced settings menu at the bottom of the page
4. Under the Privacy and security, click on Content Settings
5. Find PDF documents and click on the arrow to expand the menu
6. Turn on the Download PDF files instead of automatically opening them in Chrome. The button will be solid blue.
7. Close the Settings tab, and you are now able to view PDF files in Chrome.

Apple Safari

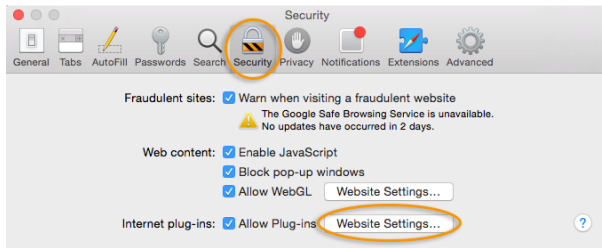
To view PDFs with Safari, you can do one of the following:

1. Set Safari preferences to use Adobe Reader plug-in
2. Disable AdobePDFViewer plug-in to use the default Safari PDF viewer
3. Set Safari preferences to use Adobe Reader plug-in to view PDFs
4. Launch Safari, and then choose Preferences.

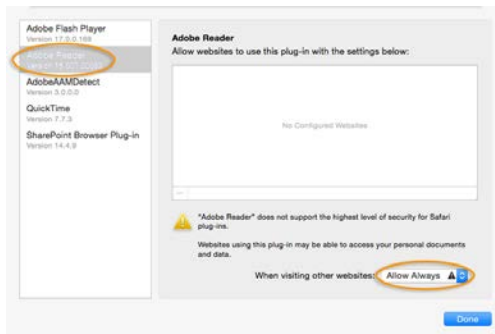


5. In the Preferences window, choose Security and then click the Website Settings button for Internet plug-ins.

How to change your browser preferences so it uses Acrobat or Reader PDF viewer.



6. Now select Adobe Reader in the list of plug-ins.
7. Under the option When visiting other Websites, in the drop-down list, choose Allow Always and then click Done.

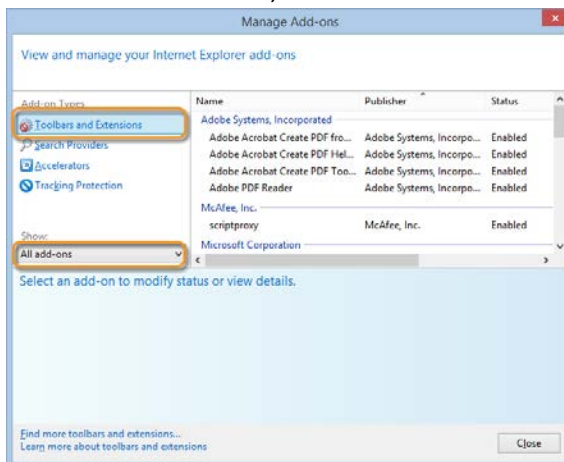


Note:

This will set the browser to use the Adobe Reader plug-in to view PDFs.
Disable AdobePDFViewer plug-in to use the default Safari PDF viewer

Internet Explorer 8 and later – includes Microsoft Edge

1. Open Internet Explorer and choose Tools > Manage Add-ons.
2. Under Add-on Types, select Toolbars and Extensions.
3. In the Show menu, select All Add-ons.



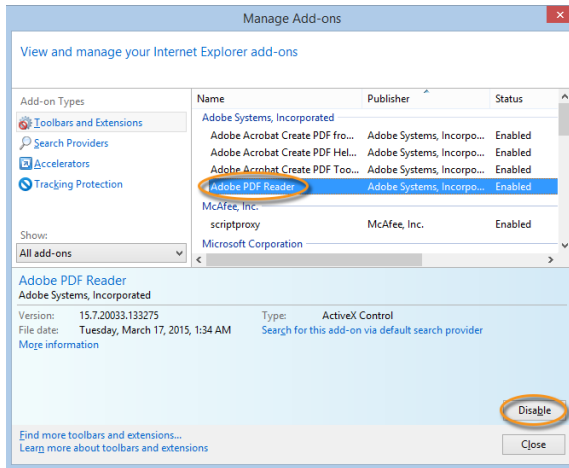
4. Select All Add-ons from the Show menu in the Manage Add-ons dialog box.

How to change your browser preferences so it uses Acrobat or Reader PDF viewer.

5. In the list of add-ons, select Adobe PDF Reader.

Note:

- If you do not see the Adobe PDF Reader add-on, try the other options on the menu. For example, on some systems, the add-on appears when you select Run Without Permission.
- Click the Enable or Disable button (it toggles depending on the status of the selected add-on):
- Enable sets the Adobe PDF Reader add-on to open PDFs in the browser.
- Disable turns off the add-on so it does not open PDFs in the browser.



- Select Adobe PDF Reader and click the Enable/Disable button.

For more information, see the Internet Explorer help topic [Manage add-ons in Internet Explorer](#).

Microsoft Edge

Microsoft Windows 10 will ship with two browsers: Internet Explorer 11 and the new Edge browser.

The Edge browser will be the default browser, and Internet Explorer 11 will be available to support legacy workflows. The new Edge browser will not have any support for ActiveX plug-ins. Therefore, the Acrobat/Reader plug-in won't work with Edge. For more information, see [Change in support for Acrobat and Reader plug-ins in modern web browsers](#).

Use Internet Explorer 11 to open PDFs. To enable the Acrobat/Reader plug-in in Internet Explorer, see the steps in the previous section.