

EH&S FY2020

JUST THE FACTS



**Everyone
Home
Safely**

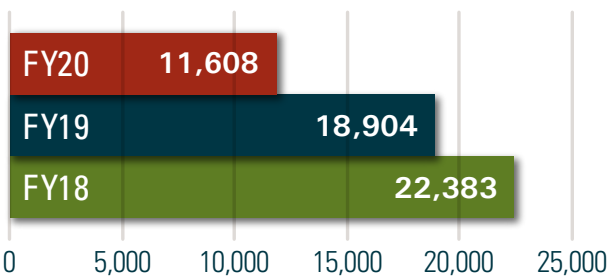
JUST THE FACTS FY20

ENVIRONMENTAL PROGRAMS

CHEMICAL WASTE

- 126** Radioactive Waste Packages Processed
- 601** Gallons of Used Oil Recycled
- 1,141** Trips to Retrieve Waste from Campus
- 3,374** Hours to Retrieve Waste from Campus
- 4,270** PCB Ballasts Shipped (lbs)
- 6,633** Non-PCB Ballasts Shipped (lbs)

3 YEAR - CHEMICAL CONTAINERS PROCESSED

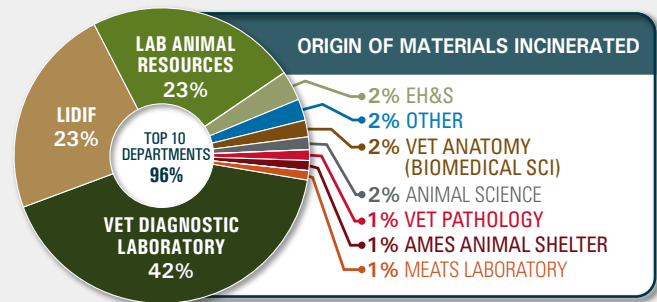
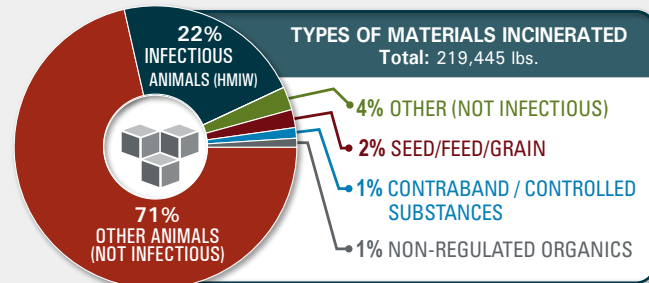
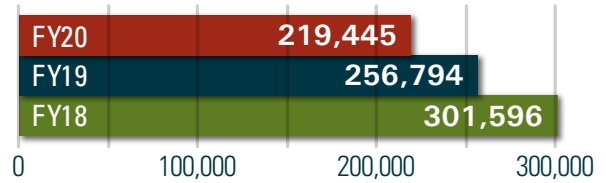


OTHER REGULATED WASTE

- 11,480** Incinerator Ash Landfilled (lbs)
- 23,078** Fluorescent Lamps Recycled

INCINERATED WASTE

3 YEAR - INCINERATED WASTE (LBS)



EMERGENCY MANAGEMENT

- 1** EOC Activation for a Power Outage
- 4** Tabletop Disaster Exercises

- 7** EOC Activation for Home Football Games
- 155** Days of EOC Activation for COVID-19 For CY20 - 339 days active (Still currently active)

FIRE SAFETY

AEDS

- 3** Emergency Repairs*
 - 75** Service Calls
 - 110** Annual Inspections
 - 198** Semi-annual Inspections
 - 1,112** Monthly Inspections
- * All emergency repairs completed within two business days

FIRE EXTINGUISHERS

- 73** Emergency Repairs*
 - 560** 12-year Hydrostatic Tests
 - 563** Six-year Maintenance
 - 5,918** Annual Inspections
 - 34,442** Monthly Inspections
- * All emergency repairs completed within two business days

JUST THE FACTS FY20

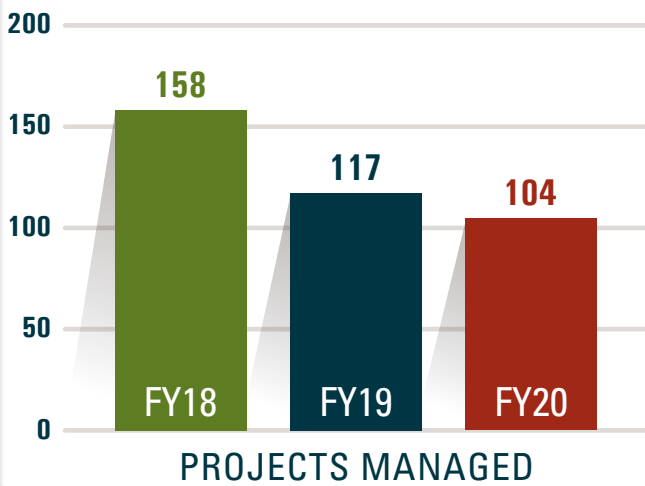
OCCUPATIONAL HEALTH

8	Ergonomic Evaluations Completed
21	Indoor Air Quality / Mold Investigations Completed
124	Personal Exposure Monitoring Samples Collected
170	Immunizations Administered by Occupational Medicine Office
251	Respirator Fit Tests
775	Medical Tests Completed at Occupational Medicine
822	Exposure Hazard Assessments
1,900	Active Participants in Occupational Medicine Program

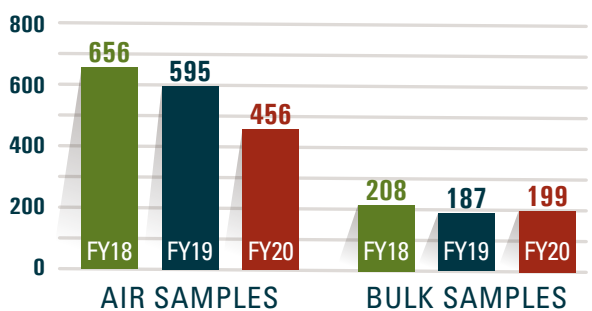
ASBESTOS & LEAD

\$1,130,524 In Managed Projects

3 YEAR - PROJECT NUMBERS



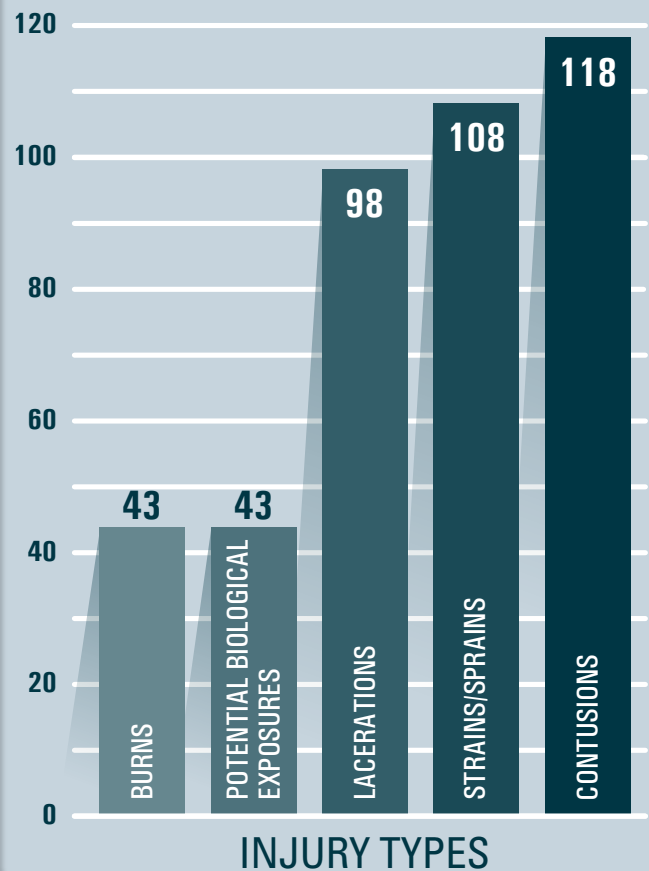
3 YEAR - SAMPLE NUMBERS



OCCUPATIONAL SAFETY

5	Buildings Modified for Fall Protection Improvements		
8	Farm Safety Inspections	36	Deficiencies Corrected
9	Operations and Finance Facility Safety Walks	41	Deficiencies Corrected
41	Shop Safety Inspections	140	Deficiencies Corrected
52	Monthly and Quarterly incident reports provided to EH&S safety partners.		
75	CoE Teaching Lab Safety Inspections		
134	Confined Space Meters Calibrations		
544	Total Reported Injuries		
487	Accident / Incident Investigations	90%	Reported employee incidents investigated
366	Corrective Actions Identified	75%	Investigations resulted in a documented corrective action

TOP 5 EMPLOYEE INJURY TYPES



JUST THE FACTS FY20

RADIATION SAFETY

- 56** X-ray Systems in Use
- 65** Laser Systems in Use
- 133** Radioactive Material Packages Tested, Inventoried, and Delivered
- 173** Laboratories Approved for Radioactive Material
- 362** Radiation Safety Inspections / **31** Deficiencies Corrected
- 1,592** Personal Dosimeters Issued and Analyzed
- 2,075** Pounds of RAM Waste Collected
- 2,087** Radiation Contamination Samples Collected and Analyzed

LABORATORY SAFETY

- 322** Lab Safety Surveys / **445** Deficiencies Corrected
- 606** Fume Hood Certifications
- 747** Lab Equipment Disposals

BIOSAFETY

- 65** Autoclave Tests
- 70** Tax-Free Ethanol Approvals
- 143** Biosafety Lab Inspections / **184** Deficiencies Corrected
- 243** Biosafety Cabinet Certifications
- 418** IACUC Protocol Reviews
- 452** IBC Protocol Reviews

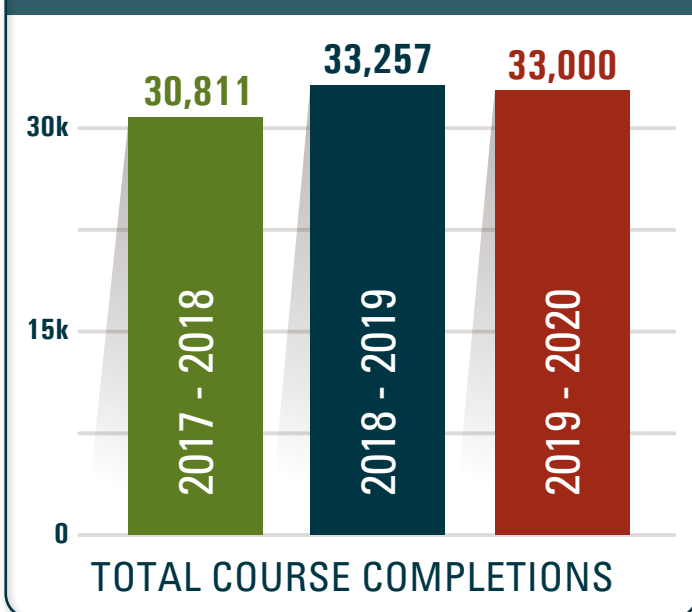
TRAINING & COMMUNICATION

- 131,057** Twitter Impressions
- 365,035** Webpages Visited

SAFETY TRAINING COURSES

AVAILABLE	COMPLETED
21 Classroom	1,343 Classroom
65 Online	31,957 Online
12 Hybrid	276 Hybrid

3 YEAR - COURSE COMPLETIONS



3 YEAR - HAZARDOUS MATERIALS PACKAGES SHIPPED

